



WeWoThom Type MP (Premium)

High-Tone Frequency Therapy Device

Instruction Manual

**WeWoThom GmbH
Robert-Koch-Str. 3
15526 Bad Saarow
Germany**

Subject to change without notice!

Table of contents

1. Introduction	3
2. Main Features	5
3. Intended use	6
4. Safety notes	7
5. Transport, usage, cleaning, electrode replacement and battery replacement	8
6. Explanation of symbols	10
7. Device view	11
8. Product description	12
9. Functionality	13
10. Treatment information	14
11. Disposal information	17
12. Technical data	18
13. Scope of delivery	23
14. Warranty	24
15. Frequently asked questions concerning features and use	28
16. Notes	33

1. Introduction

Thank you

for choosing WeWoThom MP. You have thus taken a positive step toward treating your pain yourself in addition to your medical treatment. It is now of utmost importance for your success and your safety, that you read the instruction manual thoroughly before using the device for the first time. Please adhere to these instructions at all times.

High-tone frequency therapy

High-tone frequency therapy works in a regulating and stimulating way on groups of cells by means of bioelectric and biochemical processes. The use of high-tone frequencies to treat pain is not new. It has been described for decades and has been in practical use since 1994. But the implementation of this technology in a small, portable, and discrete set, which can be used by the person treating oneself, is new.

High-tone frequency therapy has been successfully applied to joint pain, back pain, bone aches and muscle cramps, menstrual cramps, and sports injuries among other things. WeWoThom MP utilizes high-tone frequency therapy to treat pain and its causes.

Please note: pain can be a symptom of a serious illness. For medical diagnosis, please consult your physician. The WeWoThom MP method consists of non-drug based treatment of pain and its causes and should never be used to replace a visit to the doctor to clarify the cause of the pain.

The WeWoThom MP system is a high-tone frequency therapy device, which meets the requirements for simple and fast handling, reliability and robustness. It is suitable for self-treatment of patients and is distinguished by its modern construction and its affordable price, so that anyone can use it according to the instruction manual without the help of others.

We wish you much success with your WeWoThom treatment and a life without pain.

Your WeWoThom GmbH team

2. Main Features

The main features of WeWoThom MP are as follows:

- Minimal weight
- Compact housing
- High-quality and easy-to-use adhesive electrodes
- Operation without mains supply using coin cell battery (ready to use for up to 5 years when switched off)
- Up to 450 treatment hours without changing the battery
- The battery may provide fewer treatment hours depending on individual user conditions, physiological conditions, humidity, climatic effects, direct sunlight, and other unfavorable environmental conditions and may thus have to be replaced earlier
- Easy operation
- Set duration of treatment approximately 6 hours each

3. Intended use

The WeWoThom MP therapy device is only intended for external use in the treatment of pain. No more than 3 devices should be used by one person at a time.

WeWoThom is approved as medical device for the following areas of application:

- Joint and skeletal pain
- Muscle aches and spasms
- Pain in conjunction with osteoarthritis and arthritis
- Sports injuries
- Menstrual cramps

Users:

People with pain

Side effects:

Skin irritation could occur in individual cases after long-term treatment. In such cases, treatment should be interrupted for approximately 12 hours. Skin irritation will then subside.

4. Safety notes

Caution: This product should **never be used** by the following people and in the following circumstances:

- People with sepsis (blood poisoning)
- People with pacemaker or defibrillator
- Pregnant women
- Children under the age of 12 only under supervision of adults
- People undergoing magnetic resonance examinations (MRI)
- People undergoing the treatment with a high-frequency surgical device
- A distance of 1 m to a therapy device with shortwaves or microwaves has to be secured

The following things have to be taken into consideration:

- The electrodes should only be applied to undamaged skin
- The electrodes should not be applied directly onto the carotid artery
- In order to ensure long-term operation, the electrodes should never be attached directly to the conductive adhesive surface
- Never clean using harsh cleansing agents
- The device should not be opened (except for battery replacement)
- Only the provided adhesive electrodes should be used for treatment
- By intended use it has to be secured that no liquids may enter the device at any time (e.g. do not use the device while bathing or showering)
- The device should be checked for safety by the manufacturer annually

Warning: A battery change or cleaning of the device should not be done when the device is connected with the body.

5. Transport, usage, cleaning, electrode replacement and battery replacement

Please note that it is not possible to return the device after opening the hygiene seal on the blue box for hygienic reasons. Our strict quality management prohibits passing a used device on to others.

Set environmental conditions for transport and storage:

You should transport and store the device at an ambient temperature between -25°C and $+75^{\circ}\text{C}$ and at a relative humidity up to 93% without condensation.

Set environmental conditions for usage:

You should use the device at an ambient temperature between $+10^{\circ}\text{C}$ and $+40^{\circ}\text{C}$ and at a relative humidity between 15% and 93% without condensation. The atmospheric pressure should be between 700 hPa and 1.060 hPa.

A lint-free cloth can be used for cleaning.

Dealing with weakening adhesion of the electrodes:

If you would like to improve the adhesive properties of the electrodes after a long period of storage (just in this case), then apply **just a few drops of** tap water to the adhesive surface.

Caution: Do not rinse off the adhesive layer!

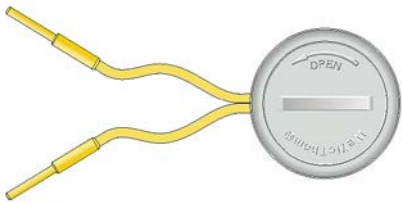
It is easy to replace the electrodes yourself. Our customer service will be glad to provide replacements.

Make sure the tiny lamp is flashing green after switching the device on. If the tiny lamp is flashing red instead, the battery is nearly dead. Provide a new battery (**Battery-Type CR2032, 3V**) for the next therapy. You can continue the therapy until the light is not burning anymore. Please replace the battery as described in the following.

The device is protected according to IP22 (degree of protection):

- Against penetration of foreign substances
- Against penetration of water

Battery replacement:



To replace the battery (**Battery type CR2032, 3V**) open the top cover of the battery compartment (opposite site of the button and LED) through counterclockwise rotation with help of a coin or new battery.

Caution:

Please ensure that no liquid enters the device during battery replacement!

Take off the top cover of the battery compartment and remove the



coin cell below. Afterwards insert the new coin cell (“+” side facing the top cover). While closing the top cover please ensure that its “clips” align with the gaps in the compartment. Fix the top cover again through clockwise rotation with help of a coin or old battery.

Warning:

Do NOT open the device between the grey and light part of the housing!

The warranty shall be void if these instructions are not observed. The manufacturer shall only be responsible for the safety, reliability and proper functioning of the device if it is operated according to the instruction manual and is not tampered with.

6. Explanation of symbols

The information on the device's specification plate has the following meaning:



CE label indicates observance of directive 93/42/EEC

0494

Notified body: SLG Prüf- und Zertifizierungs GmbH



Read the instruction manual



Safety class BF



Manufacturing date



Manufacturer



Disposal according to waste equipment regulation



Protect against moisture

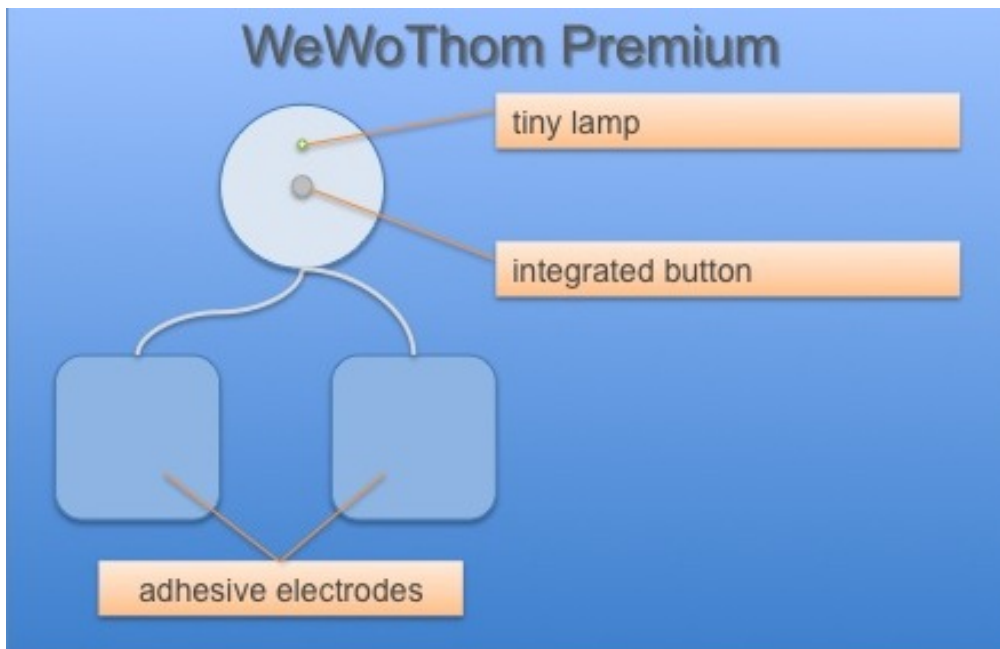


Temperature range of application



Serial number

7. Device view



8. Product description

All of the hardware and software of the WeWoThom MP as well as the power supply (coin cell battery) are positioned in the small round housing. This is connected to two adhesive electrodes via cables.

The green light indicates that the device is switched on by flashing. If the tiny lamp is flashing red instead, the battery is nearly dead. Provide a new battery (**Battery-Type CR2032, 3V**) for the next therapy. You can continue the therapy until the light is not burning anymore. Please replace the battery as described on page 9.

The device including the connected electrodes is the applied part of the medical device. Hence it is just permitted to use the electrodes determined by the WeWoThom GmbH.

9. Functionality

The WeWoThom MP can be worn discretely under clothing and can thus be used on various occasions and while performing a wide range of activities. You can use the device whenever you want.

High-tone frequency therapy works in a regulating and stimulating way on groups of cells by means of bioelectric and biochemical processes. The metabolism, cell communication and nerve conduction are affected by complex frequency patterns. These frequency patterns are in the audible high-tone range, thus under 20 kHz. Similar to the domino effect, the frequencies reach the sensitive nerves and muscle cells by way of the skin and are passed on from cell to cell. Hereby they support cell communication by simultaneous biochemical and bioelectric processes. The frequencies used correspond to those generated intrinsically by a healthy human organism.

The cells are supplied with substances naturally occurring in the body, which eliminates the need for medications. The body is able to heal itself again. For example in osteoarthritis the cartilage that is still present in the joint is better supplied, more elastic, and regains its shock absorber properties at least partially. Pain can thus be reduced and the joint does not have to be protected any longer. Inflammation and swelling, which could be the cause of pain, are reduced or remedied. The patient is more mobile again.

The unimpeded depth of penetration can even affect those cells that lie deep below the surface of the skin in the tissue or in the joints. Since no frequency adaption takes place, high-tone frequency therapy remains effective during the entire period of use. WeWoThom MP generates neither vibrations nor directly felt skin irritation.

10. Treatment information

Preparing the skin:

The skin at the point of treatment should be clean, dry, and free of oil. The use of moisturizing shower lotions also has a negative effect on the durability of the adhesive electrodes. The electrodes should only be applied to undamaged skin.

After removing the plastic backing, the electrodes are applied directly to the skin near the point of pain. The area to be treated should be located between or under the electrodes. The electrodes can be positioned about a finger-width or less apart (e.g. when treating the spine) but should not come into direct contact with one another.

It is recommended to fix the device hanging between the electrodes using appropriate clothing to prevent unintended separation. In the case of exposure to extraordinary load (e.g. on the knee), it could also be sensible to wear an elastic net bandage over the device and the electrodes. These bandages are available from specialist shops.

Switching the device on:

The device is switched on by briefly applying pressure (approximately 2s) to the orange button in the middle of the housing until the light is flashing (see figure on page 11).

The activated operating state is indicated by the flashing green light. If the tiny lamp is flashing red instead, the battery is nearly dead. Provide a new battery (**Battery-Type CR2032, 3V**) for the next therapy. You can continue the therapy until the light is not burning anymore. Please replace the battery as described on page 9.

Apply the adhesive electrodes to the skin directly above or near the point of pain. Several application examples for the electrodes are shown on page 16.

Treatment:

After being switched on, the device operates for 6 hours unless it is previously switched off by pressing the button again for a longer time. If the duration of treatment is to be longer than 6 hours, then the system is to be left in position and switched on again. It is recommended that you check to make sure the light is flashing. The WeWoThom MP device can also be switched on before applying the electrodes.

In the beginning, it is recommended that the treatment is performed for 6 hours each day (longer if necessary). Later on when the pain subsides, the intervals between treatment sessions can be extended or the treatment times can be reduced.

The processes for cell communication and subsequent pain reduction and regulation are carried out without us noticing them. Even if you don't feel anything, WeWoThom MP works with unimpeded depth of penetration.

Ending treatment:

To remove the adhesive electrodes from the skin, begin by carefully pulling them from one corner. Never pull on the cables! Place the adhesive electrodes on the plastic backing again, switch the device off if necessary (if it has not automatically switched off), and place it back in the blue storage box.

Switching the device off:

The WeWoThom MP device automatically switches off after 6 hours of treatment. If the device is to be switched off before 6 hours have passed, then the button has to be pressed for approximately 6 seconds (the light no longer flashes during this time) until the green light is lit. Then release the button. The light switches off and the device is deactivated.

When the WeWoThom MP device is no longer being used, it should be stored in the included plastic box in a dry location. The transparent plastic backing is used to hold the adhesive electrodes when the WeWoThom MP device is not in use. This serves to

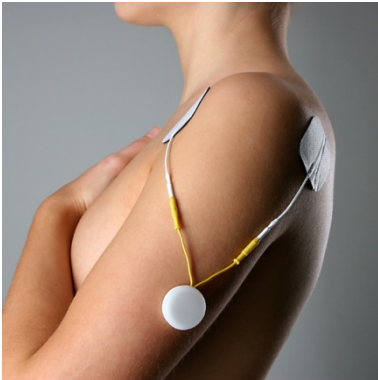
prevent premature drying of the adhesive layer. You can obtain the easily replaceable adhesive electrodes from our customer support.

Examples for applying the electrodes:

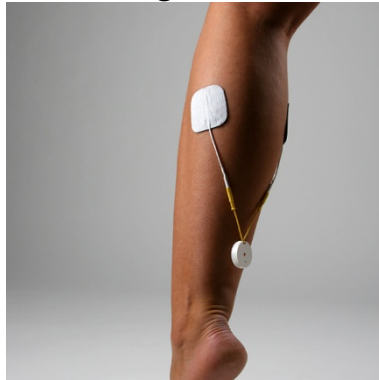
- Painful neck tension
- Back pain
- Knee or shoulder pain
- Menstrual cramps (without image) - application on the lower abdomen

Below some applications are shown in images:

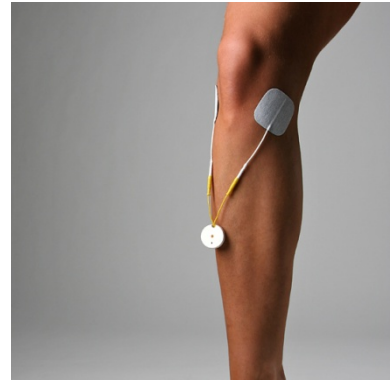
Treatment of the shoulder



Treatment of the lower leg



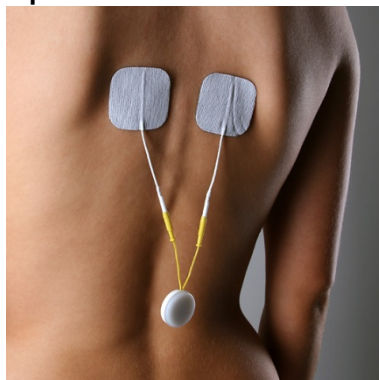
Treatment of the knee



Treatment of the hip



Treatment of the spine



Treatment of the neck/ cervical



11. Disposal information

The WeWoThom MP includes a coin cell battery as power supply, which is to be disposed of in the same way as watch batteries for example. The coin cell battery can be disposed of at a collection point for old batteries or hazardous waste. It does not belong in the household waste. Contact your local authorities for further information.

This device is labeled with the recycling symbol according to EU directive 2002/96/EC. This means that the device has to be brought to a municipal collection point for recycling (free of charge) at the end of its service life. It is prohibited to dispose of it with household waste. This is your active contribution to environmental protection.

12. Technical data

Product name	WeWoThom MP
Mass	approx. 15 g incl. electrodes
Estimated output voltage	3 Volts at approx. 25 μ A
Power supply in the device	3V Lithium Battery CR2032
Operating time	approx. 450 hours → Physiological or climatic effects or other unsuitable ambient conditions can cause the battery to provide fewer hours of treatment, in which case it will have to be replaced earlier
Store	At room temperature in a dry location (see point 5)
Electrodes	non-sterile adhesive electrodes
Single pulse frequency	4 kHz bis 12 kHz
Amplitude	1,3 V
Width of pulse group	15 ms bis 1 s
Frequency of pulse group	1 Hz bis 64 Hz
Load impedance	500 Ω
Protection type	IPX2 against penetration of water
Medical product	Class IIa

The WeWoThom MP adheres to **Directive 93/42 EWG:**

Notes:

- Medical electrical equipment needs special precautions regarding EMV. The following EMV notes must be observed during installation and commissioning of the device.
- Portable and mobile HF communication systems might influence medical electrical equipment.
- The device should not be placed directly adjacent to other devices. However if necessary, the device has to be observed to verify normal operation.

a) Guidelines and manufacturer's declaration – electromagnetic emissions

The WeWoThom MP device is intended for use in an environment as described in the following. The customer or user of the WeWoThom MP device should ensure that it is operated in this type of environment.

Measurement of interference emission	Compliance	Electromagnetic environment – guidelines
HF emission according to CISPR 11	Group 1	The WeWoThom MP device uses HF energy solely for its internal function. Thus HF emission is very low and it is unlikely that it will interfere with electronic devices in the vicinity.
HF emissions according to CISPR 11	Class B	The WeWoThom MP device is intended for use in all facilities including those in residential areas and areas directly connected to a public power supply, which also supplies buildings used for residential purposes.
Harmonics emission according to IEC 61000-3-2	Class A	
Emission of voltage fluctuations/ flicker according to IEC 61000-3-3	Complies	

b) Guidelines and manufacturer's declaration – electromagnetic immunity

The WeWoThom MP device is intended for use in electromagnetic environments as described in the following.

The customer or end user of the WeWoThom MP device should ensure that it is used in such an environment.

Immunity test	IEC 60601-1 Test level	Compliance level	Electromagnetic environment – guidelines
Electrostatic discharge (ESD) IEC 61000-4-2	+/- 6kV contact discharge +/- 8 kV air discharge	+/- 6kV contact discharge +/- 8 kV air discharge	Floors should be made of wood or concrete, or be covered with ceramic tile. If the floor is covered with synthetic material, the relative humidity should be at least 30%.
Magnetic field: Power frequency (50/60Hz) IEC 61000-4-8	3 A/m	3 A/m	Magnetic fields with power frequency should comply with the typical values as found in business or hospital environment.

c) Guidelines and manufacturer's declaration – Electromagnetic emissions

The WeWoThom MP device is intended for use in electromagnetic environments as described in the following. The customer or end user of the WeWoThom MP device should ensure that it is used in such an environment.

Immunity tests	IEC 60601-1 Test level	Compliance level	Electromagnetic environment – guidelines
			Portable and mobile wireless equipment should not be used closer to the WeWoThom MP device or the connected lines than the recommended protective distance, which is calculated based on the equation corresponding to the transmission frequency. Recommended protective distance:
Conducted HF disturbances according to	3 V _{eff} 150 kHz to 80 MHz	3 V	$d = 1.17 \sqrt{P/W}$

IEC 61000-4-6			
Emitted HF disturbances according to IEC 61000-4-3	3 V/m 80 MHz to 2,5 GHz	3 V/m	$d = 1.17 \sqrt{(P/W)}$ for 80 MHz to 800 MHz
<p>NOTE 1: The higher value applies for 80 MHz and 800 MHz.</p> <p>NOTE 2: These guidelines may not apply to all situations. The emission of electromagnetic waves is influenced by the absorption and reflection of the building, objects and people.</p> <p>Field strengths from fixed transmitters, such as base stations for radio (cellular/ cordless) telephones and land mobile radios, amateur radio, AM and FM radio broadcast and TV broadcast cannot be predicted theoretically with accuracy.</p> <p>To assess the electromagnetic environment due to fixed RF transmitters, an electromagnetic site survey should be considered. If the measured field strength in the location in which the WeWoThom MP is used exceeds the applicable compliance level above, the WeWoThom MP should be observed to verify normal operation. If abnormal performance is observed, additional measures may be necessary, such as reorienting or relocating the WeWoThom MP.</p>			

d) Recommended separation distances between portable and mobile HF communications equipment and the WeWoThom MP

The WeWoThom MP is intended for use in an electromagnetic environment in which HF disturbances are controlled. The customer or the end user of the WeWoThom MP can help prevent electromagnetic interference by maintaining a minimum distance between portable and mobile HF communications equipment (transmitters) and the WeWoThom MP as recommended below, according to the maximum output power of the communications equipment.

Rated maximum output power of transmitter P [W]	Separation distance according to the frequency of the transmitter [m]		
	80 MHz to 800 MHz	800 MHz to 2.5 GHz	150 KHz to 80 MHz
	$d = 1.17 \sqrt{(P/W)}$	$d = 2.3 \sqrt{P}$	$d = 1.17 \sqrt{(P/W)}$
0,01	0,12	0,23	0,12
0,1	0,37	0,74	0,37
1	1,17	2,33	1,17

10	3,70	7,37	3,70
100	11,70	23,30	11,70

For transmitters rated at a maximum output power not listed above, the recommended separation distance d in meters can be estimated using the equation applicable to the frequency of the transmitter, where P is the maximum output rating of the transmitter in watts according to the transmitter manufacturer.

NOTE 1: The higher value applies for 80 MHz and 800 MHz.

NOTE 2: These guidelines may not apply to all situations. The emission of electromagnetic waves is influenced by the absorption and reflection of the building, objects and people.

The compliance level in ISM frequency bands between 150 kHz and 80 MHz with a frequency range between 80 MHz and 2.5 GHz is intended for reducing the probability that mobile/ portable communication systems might cause interferences if brought into patient's area by accident. Hence the additional factor of 10/3 is included into the calculation of the recommended separation distance in this frequency range.

13. Scope of delivery

- WeWoThom MP (including battery) with storage box and instruction manual
- Adhesive electrodes (connected to the device)

14. Warranty

Dear customer,

You have made an excellent choice by purchasing your WeWoThom MP. As a German manufacturer, we ensure hassle-free operation throughout the warranty period. The warranty period is 2 years and begins on the day the device is delivered to the purchasing party. This warranty can be used in case the device loses its functionality (within the context of intended use) due to material and manufacturing errors during the warranty period. The warranty claim will be solved by way of refurbishment free of charge or replacement of the device or components (the adhesive electrodes and battery as consumables are not covered by the warranty) free of charge as deemed suitable by WeWoThom GmbH.

Prior to contacting WeWoThom GmbH, please read the instruction manual to prevent any inconvenience.

Warranty conditions:

1. Occurring problems

Please contact WeWoThom GmbH with questions pertaining to usage and functionality:

**WeWoThom GmbH
Robert – Koch- Str. 3
15526 Bad Saarow
Germany
eMail: info@wewothom.de**

The hotline is available **from Monday to Friday from 9 am to 5 pm by calling +49 (0) 33631 439030**. In case you cannot get through to us, please leave a message. We will get in touch with you as soon as possible.

They will attempt to solve your problem or remedy the malfunction of the device. If this is not possible, you have the following further options:

- a) You will be referred to an authorized service shop in your area, which will repair your device for warranty claims.
- b) Send the device for repair as covered by the warranty or for replacement with a detailed error description and proof of purchase to the following address:

**WeWoThom GmbH
Robert – Koch- Str. 3
15526 Bad Saarow
Germany**

2. *The warranty does not cover loss of functionality caused by:*

- force majeure
- inappropriate use
- use of unsuitable consumables or accessory parts
- modification of the original construction of the device or installation of third-party or accessory parts not approved by the manufacturer
- external influences (including damage caused by transport, shock, or impact)
- repairs made by unauthorized parties
- normal wear or consumption of the consumables (e.g. battery or adhesive electrodes)

3. *Costs*

If the warranty case occurs during the warranty period, then no costs are incurred to the purchasing party by the warranty services (specialized refurbishment or replacement of the device or components at the discretion of WeWoThom GmbH) except for possible costs incurred by sending the device to WeWoThom GmbH. WeWoThom thus particularly covers costs for repair and spare parts for the purpose of restoring the functionality.

WeWoThom GmbH shall not cover any costs required for replacement of consumables.

4. *Requirements for warranty services*

Warranty services require that all of the manufacturer's instructions in the instruction manual have been observed for device operation and all prescribed service and maintenance activities have been performed in a shop authorized by the manufacturer. Otherwise warranty claims may be lost.

5. *Assertion and processing*

This warranty shall only be valid in combination with the original invoice or purchase receipt (including purchase date, name of the product, serial number, and name of the vendor). It is important that the included information is complete and legible. The warranty shall not be valid if the serial number on the product has been changed or removed in any way or is no longer legible. WeWoThom GmbH is the guarantor and is responsible for inspection and processing.

6. *Transferability of the warranty*

If the device is sold and the purchasing party (initial purchaser) replaces the selling party in its legal position with regard to this warranty, then the remaining warranty claim is transferred to the new or next purchasing party (second purchaser) if, during the warranty period, a sales notice is either sent by email to: info@wewothom.de or by mail to WeWoThom GmbH, Service-Center/ Garantieabwicklung, Robert-Koch-Str. 3, 15526 Bad Saarow including the following information:

- a) the device you purchased
- b) the serial number of your device
- c) your full address (postal code, city, street)
- d) your telephone and possibly your fax number
- e) possibly your email address

7. *Exclusion of warranty*

The warranty has no impact on the legal guarantee. If the device was not free from defects on transfer of perils, the purchasing party has the legal right to supplementary performance, withdrawal from the contract, reduction of the purchase price, or to request reimbursement for wasted effort. This warranty shall not restrict these rights against the selling party.

8. *Exclusion of further claims*

Within the framework of this warranty, further claims of the purchasing party exceeding those expressly listed here are excluded.

9. *Miscellaneous*

This manufacturer warranty is provided on a voluntary basis. Warranty services shall not serve to extend the warranty period nor start a new warranty period. Warranty claims expire with the last day of the warranty period. If a claim is made within the warranty period, but the warranty service is not provided, then the warranty period shall not expire until the service has been provided and takes effect three months after the most recent warranty service or issuance of a statement, according to which the service has been provided or no warranty case exists.

15. Frequently asked questions concerning features and use

Here are the answers to the most common questions we receive in conjunction with WeWoThom MP. If you have further questions, please contact us by phone at +49 (0) 33631 43 90 30 or by email at info@wewothom.de.

Who guarantees the required quality of WeWoThom MP?

WeWoThom GmbH is committed to high quality standards for its product line. Essential quality components for you as a patient include personal safety, device safety, and its clinical effectiveness. WeWoThom MP is subject to constant and strict quality checks in accordance with the highest standards. Certification as medical device includes all recent improvements to the device.

Can I use WeWoThom MP without training?

Yes. You must follow the instruction manual exactly. Then your self-treatment will likely be quickly successful.

Is the period of application using WeWoThom MP limited to once a day or can I also use the device more frequently?

The frequency of treatment and duration are not limited with WeWoThom MP, because only physiological action is taken. You can use WeWoThom MP whenever you want. However, you should observe the instruction manual closely. In some cases your metabolism may be overstimulated, then you should take a break for 2 days.

How is it possible that many years of treatment were unsuccessful and yet WeWoThom MP allows you to regain your mobility and feel good after only a few hours?

The processes at WeWoThom MP occur on a completely natural and physiological basis that take into account the bioelectrical requirements regarding your joint and back ailments. The reduction of swelling and inflammation thus occurs very quickly and

effectively. However you must consider the fact that repeated application with one treatment per day will be required for permanent wellbeing.

How can I supply the cells in the knee with nutrients using WeWoThom MP without taking medications and active substances? How does it work?

The complex frequency changes learned from nature affect cell activity and cellular fluid exchange, which is linked to the diffusion of charge carriers and thus active substances that are found in the organism. Metabolism is stimulated by those frequencies and nutrients enter the cell. For this reason, we can achieve noticeable vitalization of the corresponding region of the body by just one treatment with WeWoThom MP. Simultaneous regulation of multiple functions in the organism takes place.

I do not feel anything during treatment and only know that the device is working because the light is flashing?

Even at very weak intensity that one cannot feel, the action potentials become effective in large number and result in a unique snowball effect. The processes for cell communication and the resulting pain relief and regulation take place without us feeling them. Even if you do not feel anything, the WeWoThom advantage of unimpeded penetration takes effect.

Can WeWoThom MP also help if I have large big knees? Is the depth of penetration sufficient?

Because of the unique high level of action potentials produced by WeWoThom MP, the depth of penetration is virtually unimpeded. Thus WeWoThom MP also works in the depths of the joints of very voluminous knees. The snowball effect guarantees the necessary depth of penetration even for tissue deeper in voluminous knees.

Can I burn myself with WeWoThom MP?

It is not possible to burn oneself using the flexible electrodes and electronic construction. It is important to ensure good adhesion of

the electrodes. A few drops of tap water to the adhesive surface improve the adhesive properties of the electrodes.

How do I maintain my adhesive electrodes for the longest time possible?

Only take the adhesive electrodes off the plastic carrier foil when treating yourself. If you do not use WeWoThom MP and keep it on standby, then the adhesive electrodes should remain attached to the plastic carrier foil. During this time WeWoThom MP should be kept in the plastic box.

Where can I find new adhesive electrodes?

You can order new electrodes from WeWoThom GmbH, Robert-Koch-Str. 3 in 15526 Bad Saarow, Germany, at www.wewothom.de, or from distribution partners in your area. They will be sent to you immediately.

Can I also use other electrodes?

Using other electrodes is not recommendable because the material and shape have been developed exclusively for WeWoThom MP and have been subject to tests according to government norms. Deviations or electrodes other than the original electrodes for WeWoThom MP can limit the effectiveness of treatment and pose risks to your safety.

I have a metal implant in my knee or close to it. Can I use WeWoThom MP anyway?

WeWoThom MP works using DC-free frequencies and can thus also be used with metal implants. No dangerous heating is to be expected.

I have an acute feverish infection and would like to use WeWoThom MP for comprehensive treatment. Is this advisable?

Acute infections can be caused by bacteria. WeWoThom MP cannot help with that. In the contrary, WeWoThom MP would provide the bacteria with additional nourishment and distribute them

in the organism. This would be harmful. In case of acute suppurative feverish infections, heart pacemakers, or late pregnancy, WeWoThom MP should not be used.

I have the urgent need to use the restroom following treatment using WeWoThom MP. Is that normal?

WeWoThom MP affects osmoregulation, the exchange of fluids between the cells, has a regulating effect on bowel movement and promotes water excretion. The need to go to the restroom after treatment using WeWoThom MP is entirely normal.

Can I continue my normal work during treatment?

You can carry out almost all work during the treatment. Make sure that the device is not been torn off and that it is not exposed to splash water. For example you should remove WeWoThom MP before taking a shower or a bath.

Can you also use WeWoThom MP as treatment after injury, sprains, swelling, hematoma and inflammation?

WeWoThom MP is absolutely recommended.

Can I regain my sense of wellbeing and mobility using WeWoThom MP even if I have serious meniscus damage?

WeWoThom MP probably will not be of permanent help since the mechanical hindrance in your knee cannot be eliminated by WeWoThom MP.

Can I treat my knee that was recently operated on using WeWoThom MP if I still have pain in my knee?

Nothing should prevent you from doing this. However, previous consultation with your doctor is recommendable.

Both my knees hurt. How should I treat them?

Either you perform 2 treatments a day (one for each knee) or you use a different device for each knee and treat them at the same time.

I take pain killers. Can I still use WeWoThom MP?

Yes, but you may be able to stop taking the medication after consulting your physician because the pain is treated using WeWoThom MP. There are no objections to taking painkillers at the same time.

I regularly go to physical therapy. Can this be done alongside my WeWoThom MP treatment?

You can do both of these things at the same time without problems. They are compatible and can even be used in mutual support of each other.

16. Notes

